



Liquiflo™ Rotogear® External Gear Pumps

for Metering, Transfer, Circulation & Injection Applications

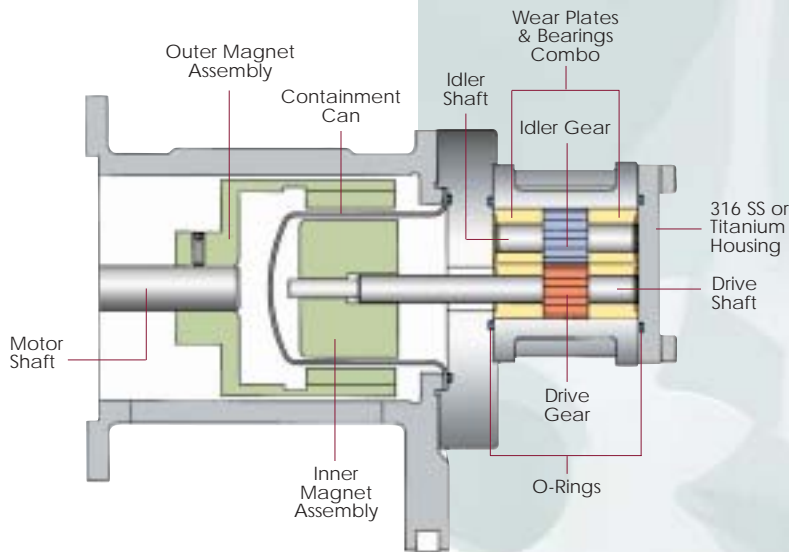
Copyright © 2003 Liquiflo, Inc.  
All rights reserved. 03-8 SS2



2-Series Mini-Pump



2-Series Mini-Pump  
close-coupled to motor



**FEATURES:**

- Compact Design
- Magnetic-Drive
- Corrosion resistant materials
- Pulseless flow
- Flow rates from 1 to 60 GPH
- Viscosities to 5,000 CPS
- Differential pressures up to 225 PSI
- Low NIPR (NPSHR)
- Self-compensating wear plates limit slip on low viscosity fluids
- High torque SmCo Magnets
- Minutes to repair

**REPAIR KITS**

Repair Kits simplify inventory and speed repair. All parts can also be purchased separately.



**Description**

The **2-Series Mini-Pump** is a low-flow/high-pressure external gear pump that is completely field repairable. With a ruggedly designed 316 Stainless Steel or Titanium body and several material options for shafts, gears, wear plates and bearings, these pumps can be used in a wide variety of services.

**Typical Uses and Applications**

The **2-Series Mini-Pump** is typically used in chemical processing plants, pilot plants, laboratories, paper-making, chemical dosing and metering, pipeline sampling and wastewater treatment.

**Maintenance**

The **2-Series Mini-Pump** was designed with reliability and ease of maintenance in mind. The gear and shafts are permanently fixed to each other making repairs easy and fool-proof. Standard repair kits contain all wearing parts and static O-rings:

- Gear-Shaft Assemblies
- Bearing-Wear Plate Combinations
- O-rings

**Customization**

Contact factory.

**MATERIALS AVAILABLE**

HOUSINGS	GEARS	BEARINGS	SHAFTS
316 SS	316 SS	CARBON	316 SS
TITANIUM	ALLOY-C	PEEK	TITANIUM
	PEEK		
	TITANIUM		

Note: Tungsten Carbide and Chrome Oxide Coated Shafts are available.

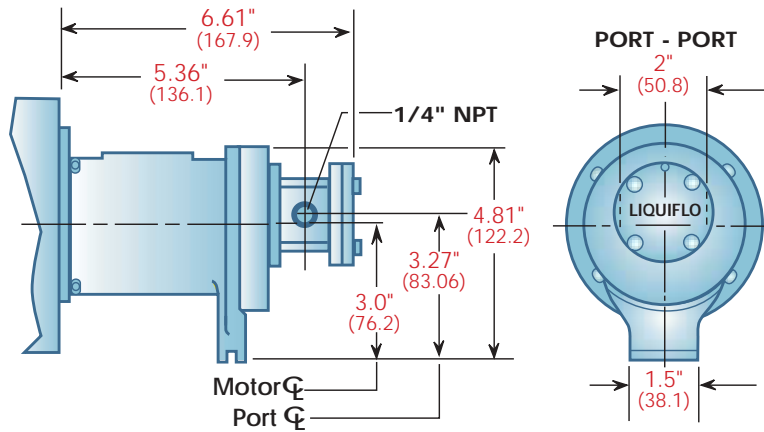
tel. **908.518.0777**  
 443 North Avenue  
 Garwood  
 fax. **908.518.1847**  
 New Jersey  
 07027  
 www.liquiflo.com USA

**Challenge Us**  
 With Your  
 Toughest  
 Pumping  
 Applications 1

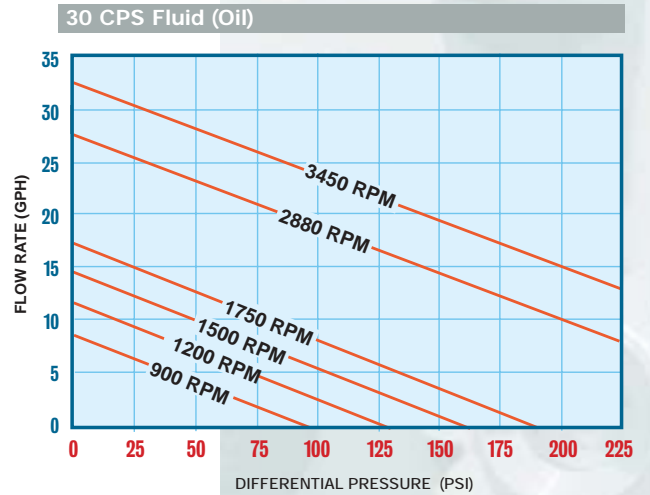
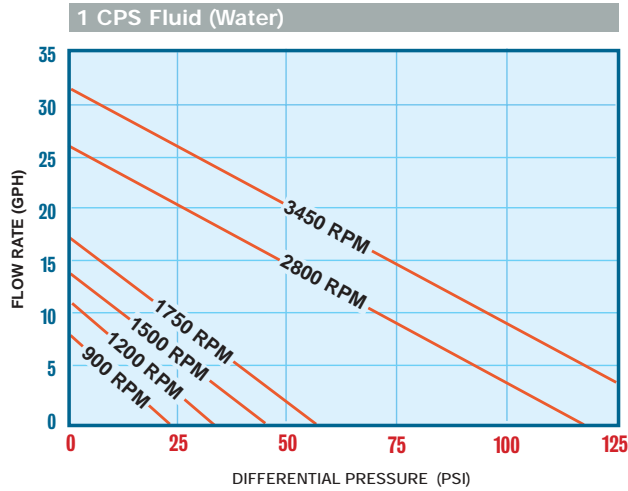


Dimensional Data - inches (mm)

2-SERIES Mag-Drive Mini Pump



2R PERFORMANCE CURVES



2F PERFORMANCE CURVES

